

Palau

Statistical Country Profile



Edition 06/2022

Publication date: 08 Juni 2022

Contact us:

www.destatis.de/contact

Phone: +49 611 75 2405

© Federal Statistical Office of Germany (Destatis), 2022

Reproduction and distribution, also of parts, are permitted, provided that the source is mentioned.

Contents

| | |
|---|----|
| General information | 3 |
| Economy and finance | 3 |
| Population | 5 |
| Health | 6 |
| Education | 6 |
| Labour force | 6 |
| Living conditions | 8 |
| Production | 8 |
| Agriculture and forestry | 8 |
| Foreign trade | 9 |
| Transport | 11 |
| Environment and energy | 11 |
| Science, research, technology | 12 |
| Sources | 12 |



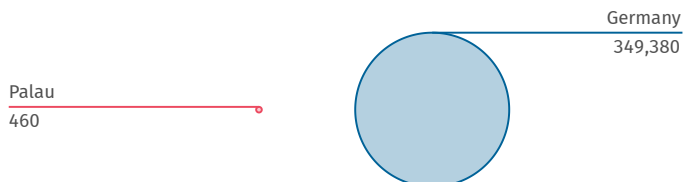
General information

Capital city
Melekeok

Official language
Palauan, English

Currency
United States Dollar

Land area in relation to Germany
km²



Source: WB-WDI



Economy and finance

Gross domestic product
(GDP), total
bn US\$

0.215

(2021)

Source: IMF-WEO

GDP,
real change
% since 2000

-9

(2021)

Source: IMF-WEO*

GDP
per capita
US\$

12,187

(2021)

Source: IMF-WEO

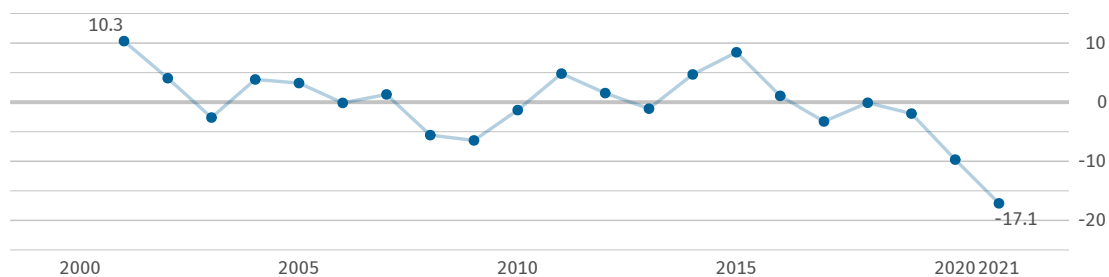
GDP
per capita
internat. US\$

11,999

(2021)

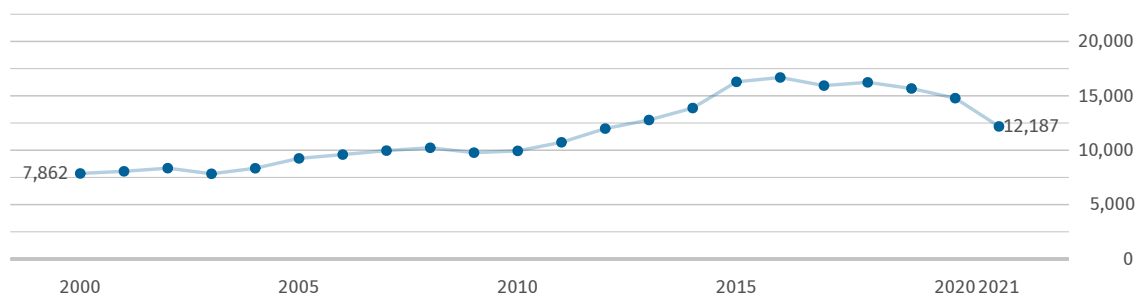
Source: IMF-WEO

Gross domestic product, real change
% on previous year



Source: IMF-WEO

Gross domestic product per capita
US\$



Source: IMF-WEO

Inflation rate
(change of consumer
price index)
% on previous year

+2.7

(2021)

Source: IMF-IFS

General government
gross debt

% of GDP

No data

Source: IMF-WEO

General government
net lending / borrowing

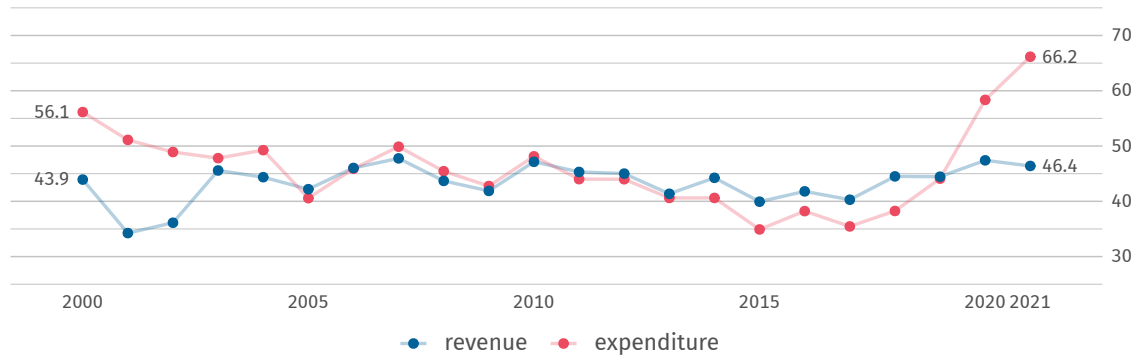
% of GDP

-19.8

(2021)

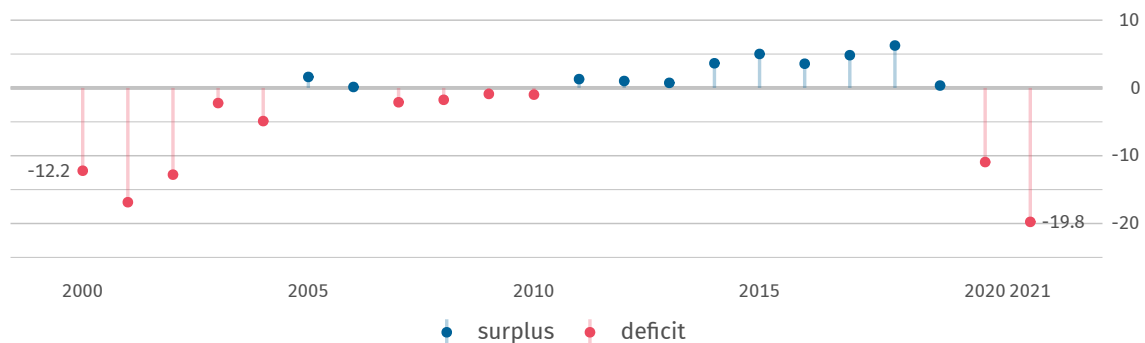
Source: IMF-WEO

General government revenue and expenditure % of GDP



Source: IMF-WEO

General government net lending / borrowing % of GDP



Source: IMF-WEO

Foreign direct
investment (FDI):
inward stocks

bn US\$

0.488

(2020)

Source: UNCTAD

Foreign direct
investment (FDI):
outward stocks

bn US\$

No data

Source: UNCTAD

Foreign direct
investment (FDI):
net flow, inward

bn US\$

0.024

(2020)

Source: UNCTAD

Foreign direct
investment (FDI):
net flow, outward

bn US\$

0.001

(2018)

Source: UNCTAD

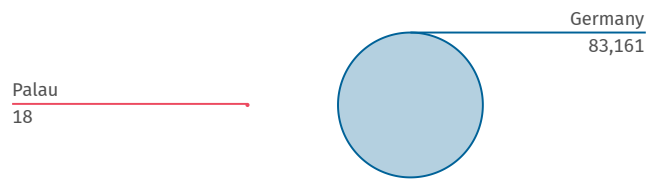


Population

| | | | |
|---|---|---|---|
| Population total 1,000 18 (2020) Source: WB-WDI | Population density inhabitants per km² 39 (2020) Source: WB-WDI | Life expectancy at birth (women) years 72.1 (2005) Source: WB-WDI | Life expectancy at birth (men) years 66.3 (2005) Source: WB-WDI |
|---|---|---|---|

Population in relation to Germany 2020

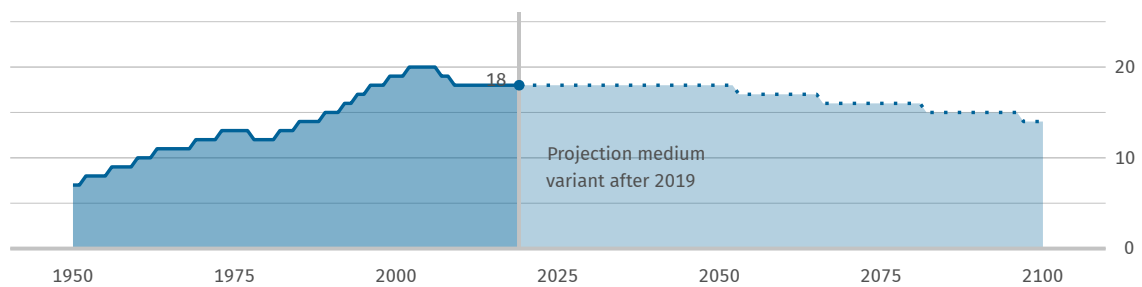
1,000



Source: WB-WDI

Population

1,000



Source: UN-POP

Population by age group

proportion, %

Keine Daten

Source: UN-POP



Health

| | | | |
|--|--|---|--|
| Practising physicians per 1,000 inhabitants 1.8 (2020) Source: WHO | Hospital beds per 1,000 inhabitants 4.8 (2010) Source: WHO | Prevalence of raised blood pressure % 22.9 (2015) Source: WHO | Prevalence of obesity (BMI >= 30) % 55.3 (2016) Source: WHO |
|--|--|---|--|



Education

| | | | |
|--|---|---|--|
| Government expenditure on education % of GDP 7.5 (2002) Source: UNESCO | Pupil-teacher ratio (primary education) number 14.2 (2016) Source: UNESCO | Pupil-teacher ratio (secondary education) number 18.8 (2016) Source: UNESCO | Students (tertiary education) per 100,000 inhabitants 4,903 (2013) Source: UNESCO* |
|--|---|---|--|



Labour force

| | | | |
|---|--|---|---|
| Employment rate (persons aged 15+) % No data Source: ILOSTAT | Labour force (persons aged 15+) 1,000 No data Source: ILOSTAT | Labour force participation rate (persons aged 15+) % No data Source: ILOSTAT | Self-employment (persons aged 15+) % No data Source: ILOSTAT |
|---|--|---|---|

Employment rate (persons aged 15+)
%

No data

Source: ILOSTAT

Employment and gross value added by sector
%

Employment

No data

Gross value added

No data

Source employment: ILOSTAT
Source gross value added: WB-WDI

| | | |
|---|--|---|
| Unemployment rate (persons aged 15+) % No data Source: ILOSTAT | Unemployment rate (persons aged 15 to 24) % No data Source: ILOSTAT | Long-term unemployment rate (persons aged 15+) % of unemployed persons No data Source: ILOSTAT |
|---|--|---|

Unemployment rate and youth unemployment rate
%

No data

Source: ILOSTAT



Living conditions

Human Development
Index (HDI)

value (0 low to 1 high)

0.826

(2019)

Source: UNDP

Human Development
Index (HDI)

rank (of 188 countries)

50

(2019)

Source: UNDP

Income distribution:
Gini coefficient

value (0 to 100; 0=equal distribution)

No data

Source: WB-WDI



Production

Index of industrial production

2010=100

No data

Source: IMF-IFS



Agriculture and forestry

Change of agricultural
production

% since 2000

No data

Source: FAO*

Agricultural
land

% of land area

9.3

(2019)

Source: FAO*

Forest
area

% of land area

89.8

(2019)

Source: FAO*

Index of agricultural production

2014 to 2016 = 100

Keine Daten

Source: FAO



Foreign trade

Export of goods

bn US\$

0.009

(2018)

Source: UN Comtrade

Import of goods

bn US\$

0.154

(2018)

Source: UN Comtrade

Trade balance, goods

bn US\$

-0.146

(2018)

Source: UN Comtrade*

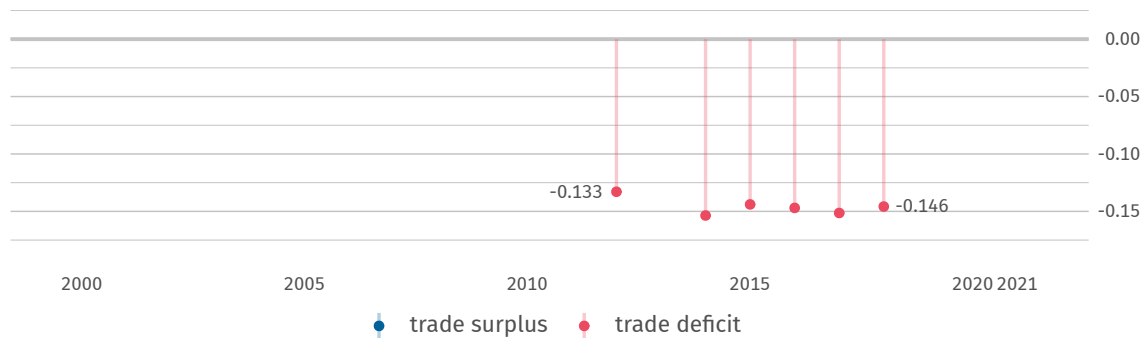
Export and import of goods

bn US\$



Foreign trade balance

bn US\$



Goods exported to Germany

mn US\$

0.0

(2016)

Source: UN Comtrade

Goods exported to Germany

% of all goods exported

0.4

(2016)

Source: UN Comtrade*

Goods imported from Germany

mn US\$

0.5

(2018)

Source: UN Comtrade

Goods imported from Germany

% of all goods imported

0.3

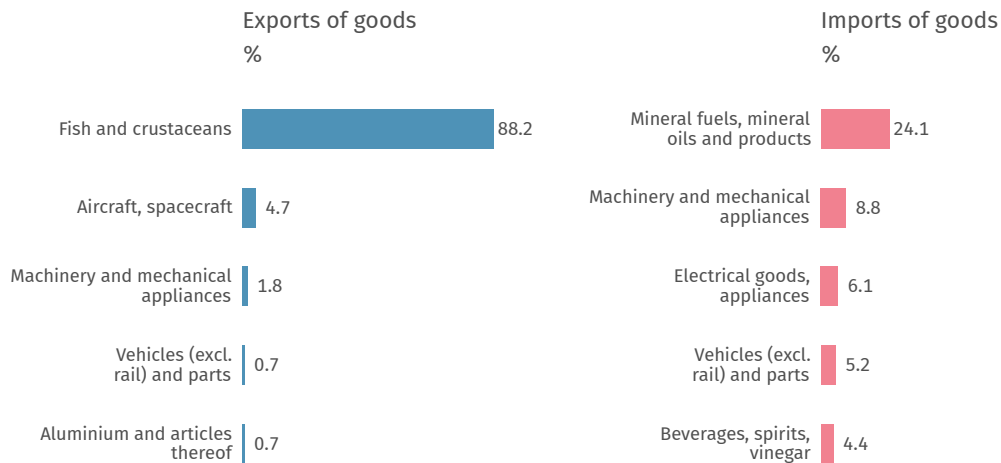
(2018)

Source: UN Comtrade*

Main trading partners 2018



Main commodities traded 2018



Source: UN Comtrade*

Classification of commodities: Harmonized Commodity Description and Coding Systems (HS2).



Transport

| | | |
|---|---|--|
| Passenger cars per 1,000 inhabitants No data Source: OICA* | Total rail network km per 1 mn inhabitants No data Source: WB-WDI* | Air transport per 1,000 inhabitants No data Source: WB-WDI* |
|---|---|--|

Gasoline price at the pump
US\$ per litre

No data

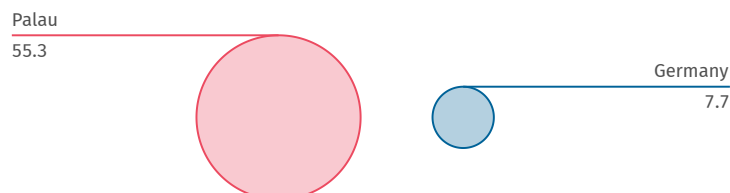
Data collection conducted every two years.
Source: WB-WDI



Environment and energy

| | | | |
|--|--|--|--|
| Carbon dioxide emissions tonnes per capita 55.3 (2020) Source: EDGAR | Total primary energy supply kg oil equivalent per capita No data Source: WB-WDI | Gross electricity consumption kWh per capita No data Source: WB-WDI | Renewable energy % of total final energy consumption 0.1 (2018) Source: WB-WDI |
|--|--|--|--|

Carbon dioxide emissions in relation to Germany 2020
tonnes per capita



Source: EDGAR



Science, research, technology

Gross domestic
expenditure on R&D

% of GDP
No data

Source: UNESCO

Researchers

per 1 mn inhabitants
No data

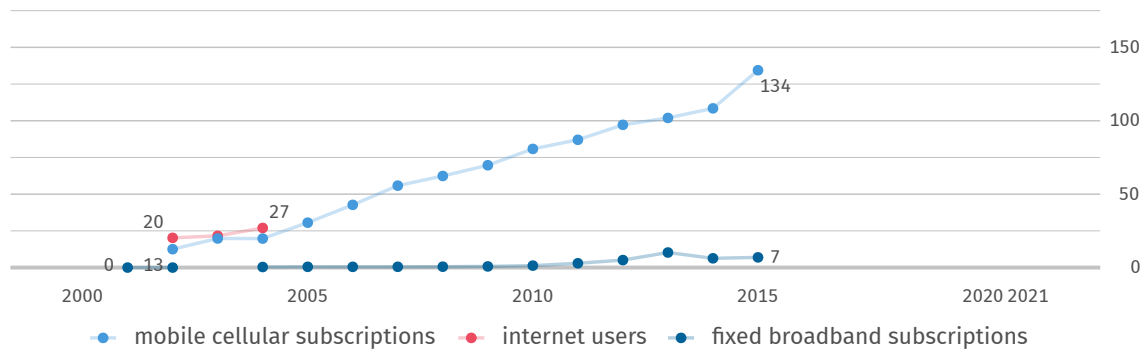
Source: UNESCO

Resident patent
applications

per 1 mn inhabitants
No data

Source: WIPO

Dissemination of modern communication technology
per 100 inhabitants



2003: Missing data. Source: ITU



Sources

| | |
|-------------|---|
| EDGAR | Emissions Database for Global Atmospheric Research, European Commission |
| FAO | United Nations, Food and Agricultural Organization |
| ILOSTAT | International Labour Organization, ILOSTAT - Database |
| IMF-IFS | International Monetary Fund, International Financial Statistics |
| IMF-WEO | International Monetary Fund, World Economic Outlook |
| ITU | United Nations, International Telecommunication Union |
| OICA | International Organization of Motor Vehicle Manufacturers |
| UN Comtrade | United Nations, Comtrade Database |
| UNCTAD | United Nations, Conference on Trade and Development |
| UNDP | United Nations Development Programme |
| UNESCO | United Nations, Educational, Scientific and Cultural Organization |
| UNPOP | United Nations, Population Division |
| WB-WDI | World Bank, World Development Indicators |
| WHO | World Health Organization, Global Health Observatory |
| WIPO | World Intellectual Property Organization |

* Own calculations based on the original data source.

More international data and statistical country profiles on all other UN Member States:
www.destatis.de/international_en